



Competitiveness Operational Programme 2014-2020 Romania

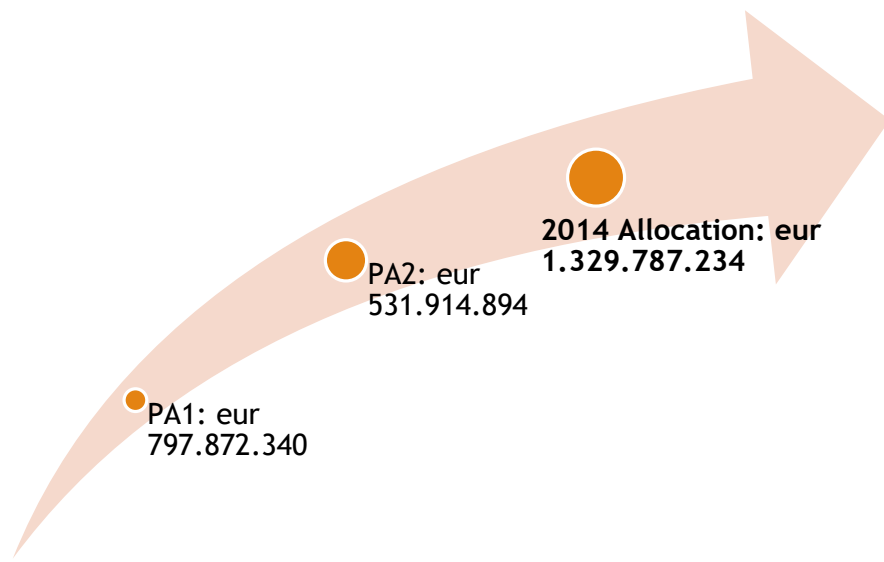
Svetlana GOMBOS, General Director

**Management Authority for Competitiveness Operational
Program**

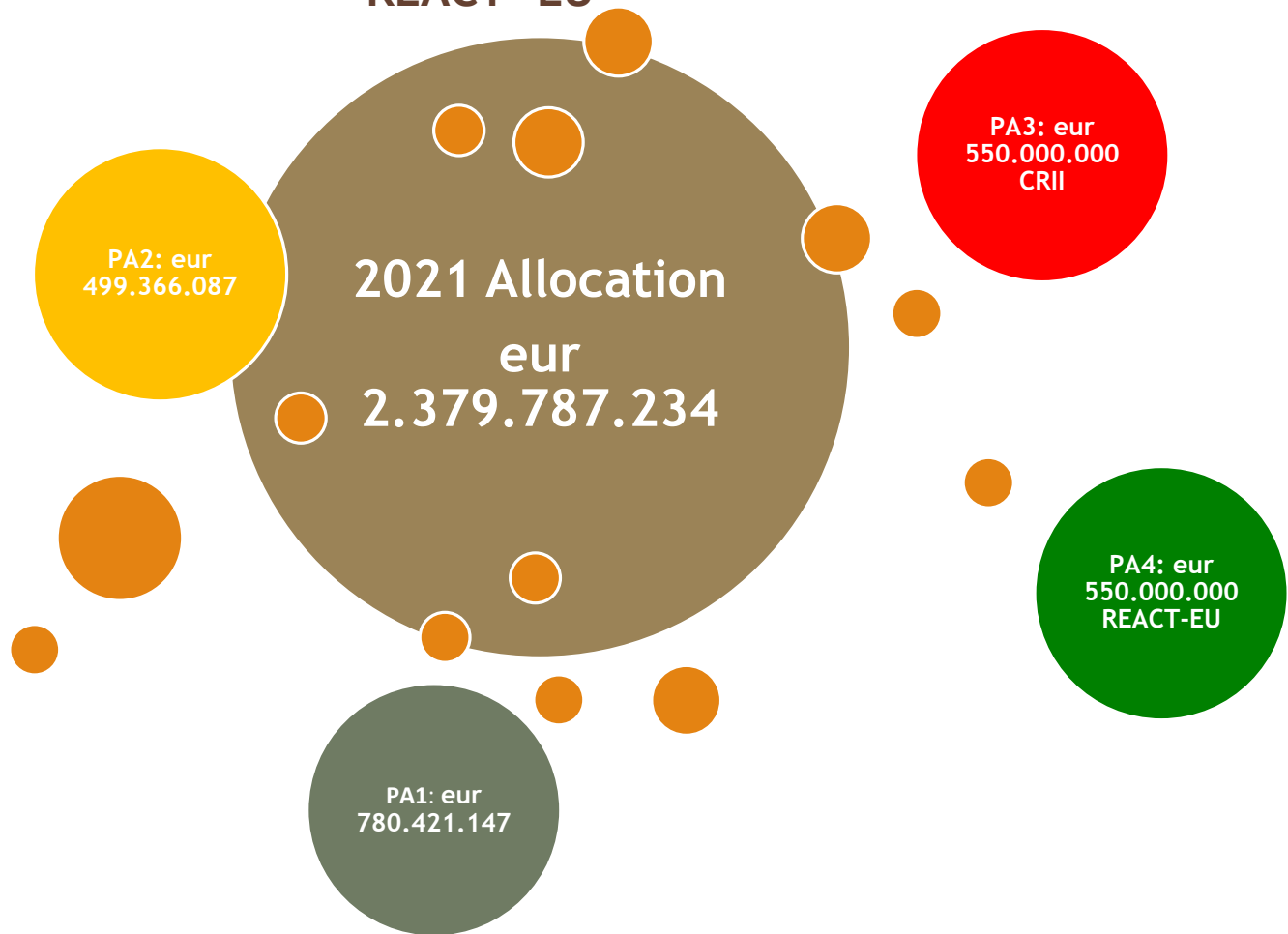
Ministry of European Investments and Projects

COP 2014 – 2020 – Allocation evolution

Initial allocation



After CRIII and REACT -EU





UNIUNEA EUROPEANĂ



Instrumente Structurale
2014-2020

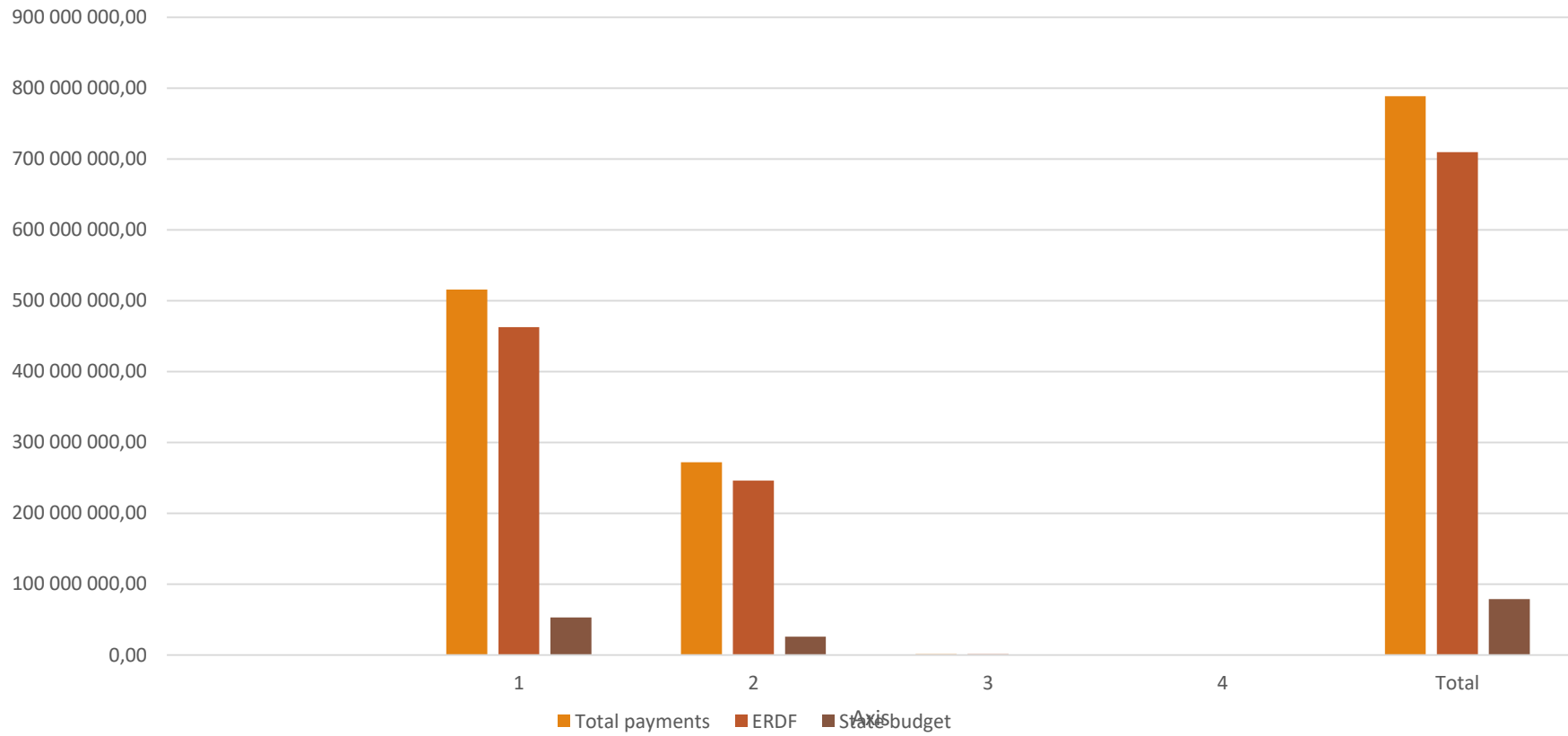
Contracts under implementation - Progress stage

TOTAL COP eur	Eur 2.832.808.878	No of contracts	34.445
AP 1	Eur 1.051.740.464	AP 1	397
AP 2	Eur 1.022.670.846	AP 2	375
AP 3 (CRII)	Eur 758.397.567	AP 3 (CRII)	1* (19.587 + 13.719)
AP 4 (REACT EU)	Eur 50.000.000	AP 4 (REACT EU)	367



EU Payments status

Payments - euro



CRII - maximum flexibility, minimum additional administrative work and as quickly as possible

Measure	Payments to final beneficiaries ERDF (EURO)	Supported SMEs
M1 microgrants	85.000.000	19.587
M2 working capital	765.000.000	13.719
Total:	850.000.000	33.306

REACT- EU - a bridge to the long-term recovery plan

Buget	ERDF (EURO)	Supported SMEs
Working capital and productive investments	500.000.000	TBC
On-line learning	50.000.000	
Total:	550.000.0000	

Financial Instruments under 2007 – 2013 and 2014 – 2020 MFF

Mandates	Product type	Sector	Signature date	Mandate budget EURm	Expected/actual financing to final recipients EURm
Competitiveness FoF 2014-2020	Debt/Equity	Innovation	Sept-2016	59.3	96
JEREMIE Holding Fund Romania 2007-2013	Debt/Equity	SME Generalist	Feb-2008	225	684
JEREMIE Holding Funds reflows equity	Equity	SME generalist	Sep-2020	50	100
Total				334,3	880

Financial Instruments under RRF

Mandates	Product type	Sector	Signature date	Mandate budget EURm
Portfolio guarantee for resilience	Debt	SME Generalist	Q4 2021	200
Climate Action Portfolio Guarantee	Debt	SME Generalist	Q4 2021	300
Recovery Venture Capital Fund	Equity	SME generalist	Q4 2021	400
Fund for digitisation, climate action and other areas of interest	Debt	Generalist	Q1 2022	300
Energy efficiency investment financial instrument in the residential and buildings sector	Debt	SME Generalist	Q4 2021	50
Total				1.250

2021 - 2027 MFF (Intelligent Growth, Digitization and Financial Instruments Operational Program)

Policy objective	Specific objective or dedicated priority	Beneficiaries	Budget (euro)
A smarter Europe - innovative & smart economic transformation	Supporting and promoting an attractive and competitive RDI ecosystem in Romania	Public and private entities	820.000.000
A smarter Europe - innovative & smart economic transformation	Digitalisation in the central public administration, education, culture and business environment	Public and private entities	580.000.000
A smarter Europe - innovative & smart economic transformation	Stimulating access to finance for businesses (FIs)	SMEs	250.000.000
Total			1.650.000.000

Main output indicators

PA1					
ID	Indicator	Measurement unit	Category of region	Target value (2023) total	2020 Total
CO01	Productive investment: Number of enterprises receiving support	Enterprises	Less developed	290,00	453,00
CO01	Productive investment: Number of enterprises receiving support	Enterprises	More developed	83,00	158,00
CO24	Research, innovation: Number of new researchers in supported entities	Full time equivalents	Less developed	292,98	540,71
CO24	Research, innovation: Number of new researchers in supported entities	Full time equivalents	More developed	195,50	233,97
PA2					
3S15	Public services related to life events brought to level online of sophistication IV	Public services	Less developed	28,00	26,25
3S15	Public services related to life events brought to level online of sophistication IV	Public services	More developed	4,00	3,75
PA3					
CO01	Productive investment: Number of enterprises receiving support	Enterprises		58.014,00	33.306,00
PA4					
CO01	Productive investment: Number of enterprises receiving support	Enterprises		7.821,00	-



UNIUNEA EUROPEANĂ



Instrumente Structurale
2014-2020

Thank You !

Svetlana.gombos@mfe.gov.ro



MINISTERUL INVESTIȚIILOR ȘI PROIECTELOR EUROPENE