

Clusters in Europe IV Conference

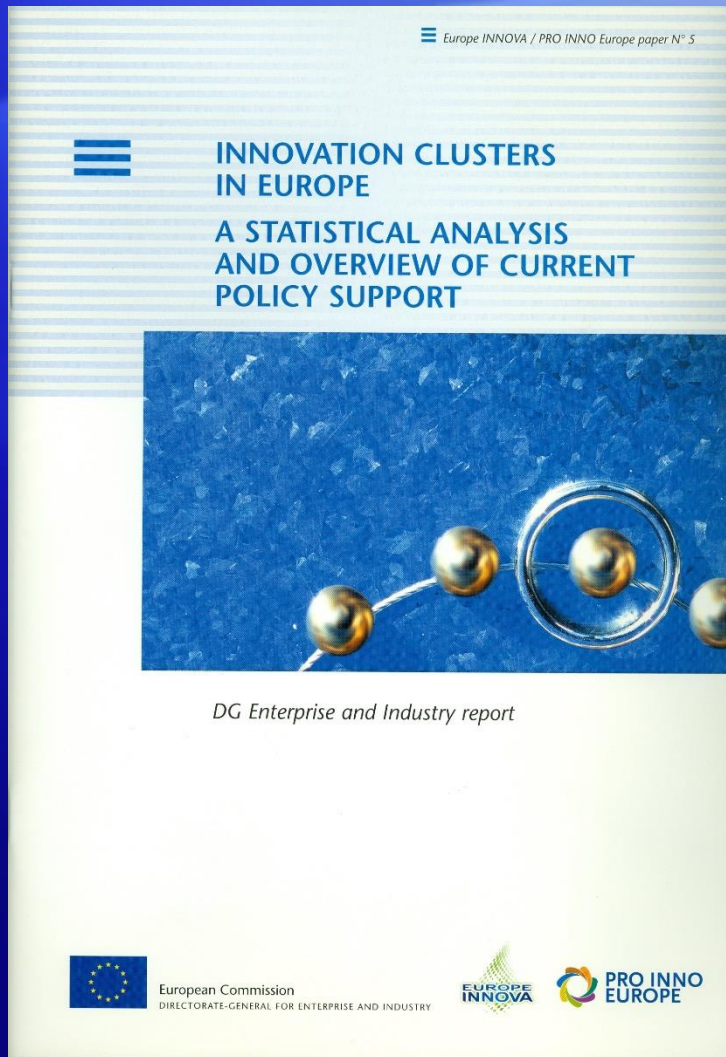
Budapest, 30. November – 1. December 2017

Dr. Reinhard Büscher

Former Head of Unit, European Commission

„10 years European cluster policy: How it started“


The trailblazer [2007]



„Following the Commission’s communication ,Putting knowledge into practice: A broad –based innovation strategy for the EU‘ of September 2006, the Council invited the Commission ,to prepare an analysis on how to promote the trans-national dimension of clusters in Europe.‘ The ENTR report responds to this request.“

The „zero hour“ [2008]

Towards **World-Class Clusters** in the European Union



„Clusters play an important role in driving competitiveness, innovation and job creation. However, to fully reap the benefits of clusters, the EU should now step up its assistance to Member States and regions to promote excellence at all levels, and encourage cooperation across the EU in order to strive for more world-class clusters.“

17. 10. 2008

The Stockholm Conference Declaration 2008

THE EUROPEAN CLUSTER MEMORANDUM

Promoting European Innovation
through Clusters:
An Agenda for Policy Action

Prepared by
The High Level Advisory Group on Clusters,
chaired by Senator Pierre Laffitte.

This work is coordinated
by the Center for Strategy and Competitiveness,
Stockholm School of Economics and performed
under the Europe INNOVA Initiative
of the European Commission.

„In conclusion the Conference

...

- Calls upon the European Commission to further develop policy actions along the orientation proposed by the European Cluster Memorandum and put forward a European Cluster strategy and action plan to the Council, the European Parliament and the Committee of the Regions in 2008.

“
...

23. 1. 2008

European Cluster Observatory [since 2007]

Cluster policy

Cluster Policy Report
UNITED KINGDOM

Cluster data

European Cluster Observatory - Microsoft Internet Explorer

Cluster Mapping Database

Region: Europe, all Cluster category: Biopharma Filter: 1-3 stars

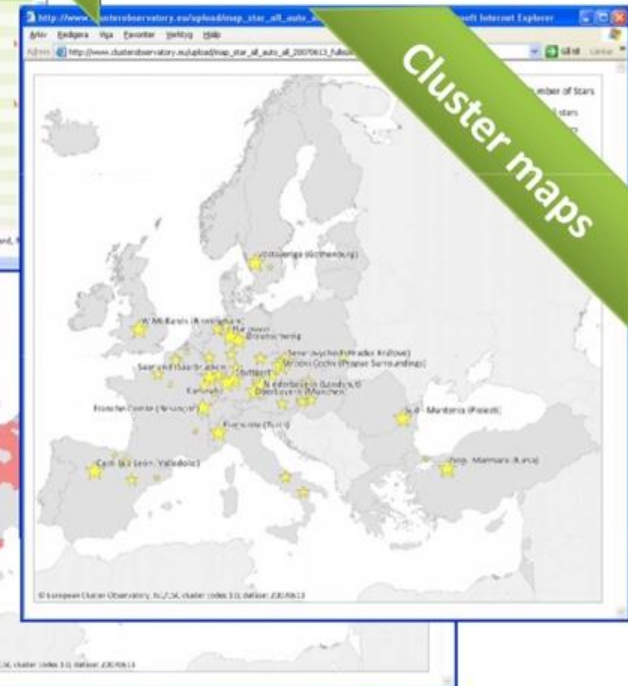
Table map graph

Biopharmaceutical regional clusters in Europe
1, 2 and 3 star regional clusters

Cluster	Employees	Size	Specs	Focus	Stars	Innovation	Exports	Notes
Nordwestschweiz (Basel), CH	23 741	2.64%	8.87	3.97%	***	N/A		
Île de France (Paris), FR	47 453	3.76%	2.27	1.03%	**	High		
Lazio (Rome), IT	25 990	2.67%	2.40	1.07%	**	High	Strong	
Interlud, FR	20 643	2.60%	2.66	1.17%	**	N/A	Weak	
Giessenstadt (Frankfurt am Main), DE	16 409	2.66%	2.64	1.15%	**	High	Strong	
Köszeg-Magyarszegg (Budapest), HU	14 197	1.72%	2.42	1.17%	**	High	Weak	
Centre (Orléans), FR	13 960	1.70%	4.36	1.95%	**	Medium		
Karlsruhe, DE	13 207	1.61%	3.11	1.17%	**	High	Strong	
Warsaw (Warszawa), PL	11 952	1.40%	2.27	1.01%	**	Medium	Weak	
Berlin, DE	10 950	1.26%	2.27	1.02%	**	High	Strong	
Stockholm, SE	10 305	1.26%	2.39	1.07%	**	High	Strong	
Tübingen, DE	9 450	1.17%	3.68	1.45%	**	High	Strong	
Freiburg, DE	9 591	1.17%	3.69	1.38%	**	High	Strong	
Wageningen (Lierse), BE	9 454	1.15%	2.31	1.03%	**	Medium		
Rheinbessen-Offen (Mainz), DE	9 083	1.10%	3.45	1.54%	**	High	Strong	
Lombardia (Milan), IT	14 808	4.27%	1.91	0.85%	*	Medium	Strong	
Cataluña (Barcelona), ES	28 485	3.38%	1.78	0.84%	*	Medium	Strong	
Madrid, ES	19 397	2.36%	1.54	0.89%	*	High	Strong	

Innovation: Data is for region, regardless of cluster category. Based on 2006 European Regional Innovation Scoreboard.
Exports: Data is national export data for the cluster category, regardless of region. Based on International Cluster

Cluster maps



Cluster organisations

European Cluster Observatory - Microsoft Internet Explorer

Cluster Mapping Database

Region: Europe, all Cluster category: Biopharma Filter: 1-3 stars

Table map graph

Biopharmaceutical regional clusters in Europe
1, 2 and 3 star regional clusters

Cluster	Employees	Size	Specs	Focus	Stars	Innovation	Exports	Notes
Nordwestschweiz (Basel), CH	23 741	2.64%	8.87	3.97%	***	N/A		
Île de France (Paris), FR	47 453	3.76%	2.27	1.03%	**	High		
Lazio (Rome), IT	25 990	2.67%	2.40	1.07%	**	High	Strong	
Interlud, FR	20 643	2.60%	2.66	1.17%	**	N/A	Weak	
Giessenstadt (Frankfurt am Main), DE	16 409	2.66%	2.64	1.15%	**	High	Strong	
Köszeg-Magyarszegg (Budapest), HU	14 197	1.72%	2.42	1.17%	**	High	Weak	
Centre (Orléans), FR	13 960	1.70%	4.36	1.95%	**	Medium		
Karlsruhe, DE	13 207	1.61%	3.11	1.17%	**	High	Strong	
Warsaw (Warszawa), PL	11 952	1.40%	2.27	1.01%	**	Medium	Weak	
Berlin, DE	10 950	1.26%	2.27	1.02%	**	High	Strong	
Stockholm, SE	10 305	1.26%	2.39	1.07%	**	High	Strong	
Tübingen, DE	9 450	1.17%	3.68	1.45%	**	High	Strong	
Freiburg, DE	9 591	1.17%	3.69	1.38%	**	High	Strong	
Wageningen (Lierse), BE	9 454	1.15%	2.31	1.03%	**	Medium		
Rheinbessen-Offen (Mainz), DE	9 083	1.10%	3.45	1.54%	**	High	Strong	
Lombardia (Milan), IT	14 808	4.27%	1.91	0.85%	*	Medium	Strong	
Cataluña (Barcelona), ES	28 485	3.38%	1.78	0.84%	*	Medium	Strong	
Madrid, ES	19 397	2.36%	1.54	0.89%	*	High	Strong	

Innovation: Data is for region, regardless of cluster category. Based on 2006 European Regional Innovation Scoreboard.
Exports: Data is national export data for the cluster category, regardless of region. Based on International Cluster

www.clusterobservatory.eu

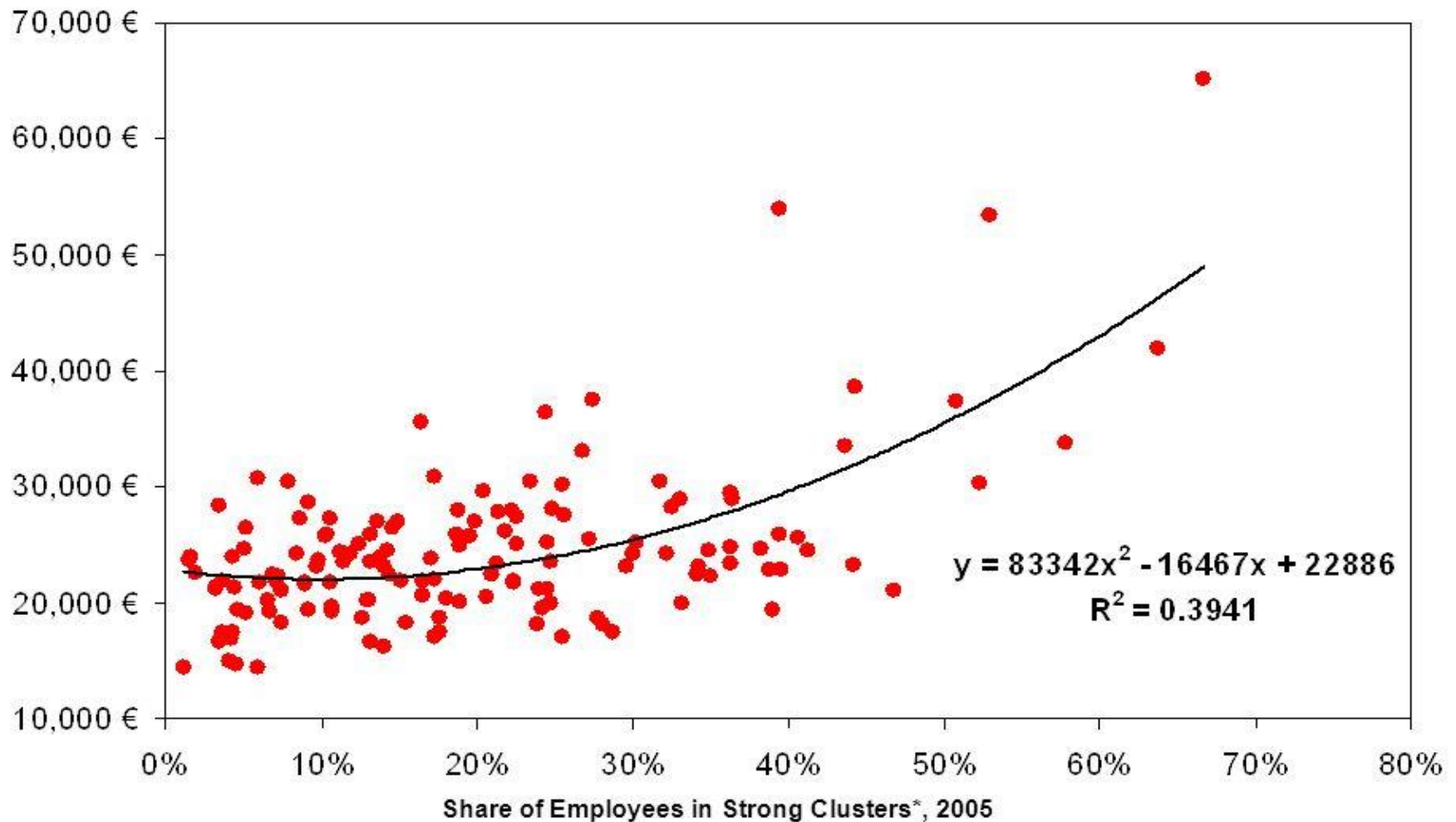
A service from CSC and DG Enterprise



Clusters matter!

Cluster Strength and Regional Prosperity EU-15 Countries

GDP per Capita (PPP adjusted), 2004



(My) Vision of European cluster policy



Clusters as robust eco-systems

... and not as „greenhouse plants“



European Cluster Collaboration Platform [since 2010]



A great moment!



- Start of ECCP on 29 September 2010
 - New ECCP on 8 March 2016

European Cluster Excellence Initiative [since 2010]

European Cluster Excellence Initiative

Quality indicators for
good cluster management

Training Scheme

Club of Cluster Managers

Cluster Collaboration
Platform

European Commission
Enterprise and Industry



...a success story!



European Strategic Cluster Partnerships (since 2012)



European Strategic Cluster Partnerships – Going International (ESCP-4i)

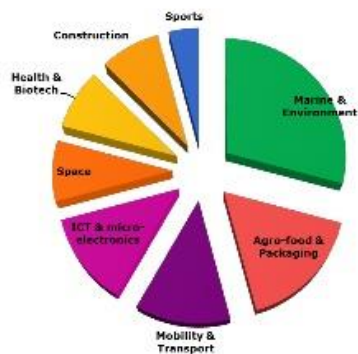


Overall, 24 EU Cluster Partnerships "Go international" (incl. 15 co-funded)

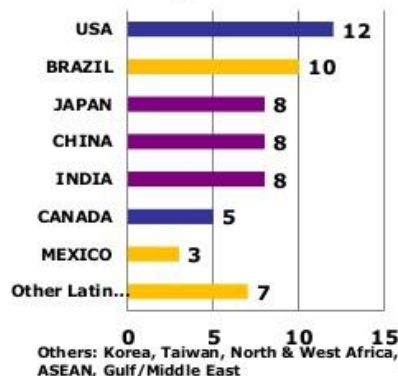
involving: 138 European cluster organisations

17,000 SMEs across 23 European countries

Sectoral & Industrial Focus



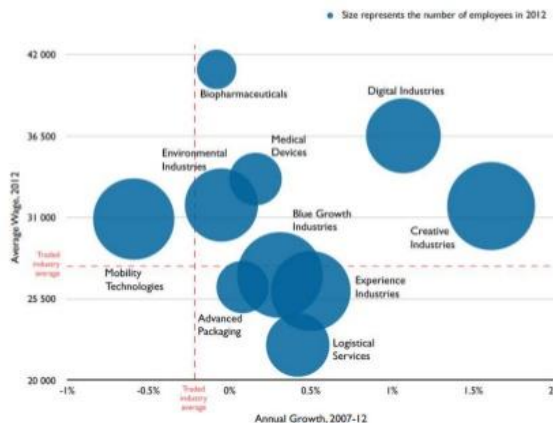
Main target countries



Clusters in support of industrial transformation (since 2014)



European Cluster Panorama 2014: Emerging Industries Overview



Cluster facilitated projects for new industrial value chains: INNOSUP-1-2015

**Overall Budget
2015-2020: EUR
140 Million**

**Budget 2015: EUR
24.9 Million**

**Support for 5-10
projects per year**

**Two-stage
submission
procedure**

**First stage
concept note of
10 pages**

**Deadline 1:
30/04/2015
Deadline 2:
09/09/2015**

**Standard
eligibility
criteria**

**Funding rate
70% except for
non-profit
entities 100%**

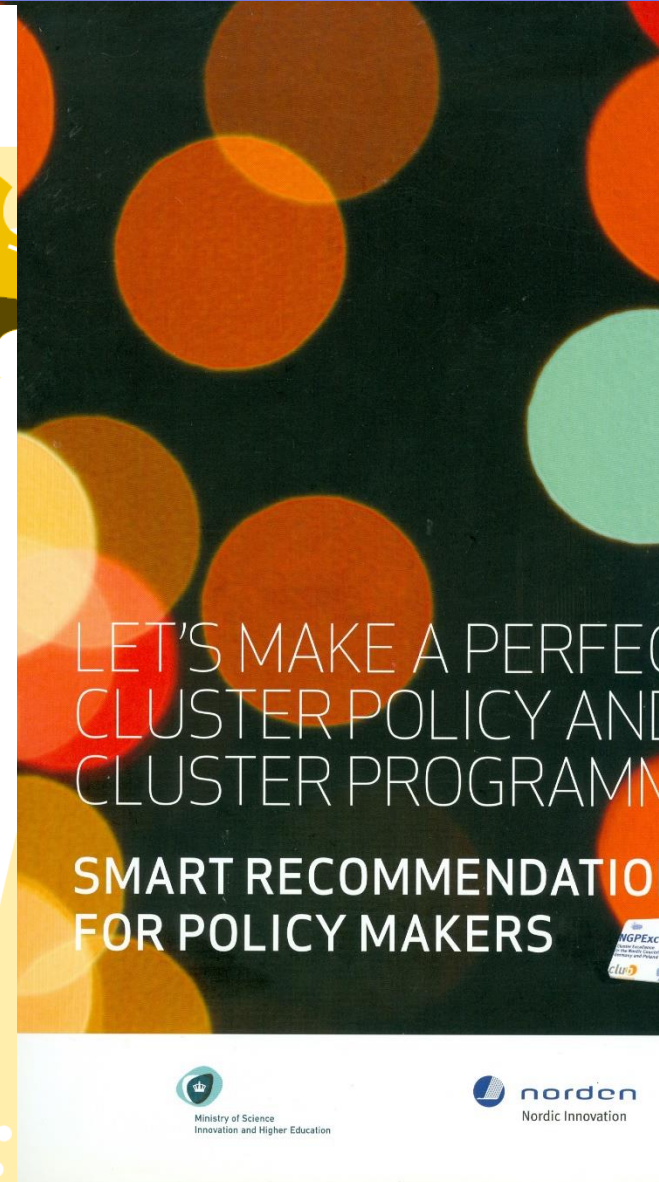
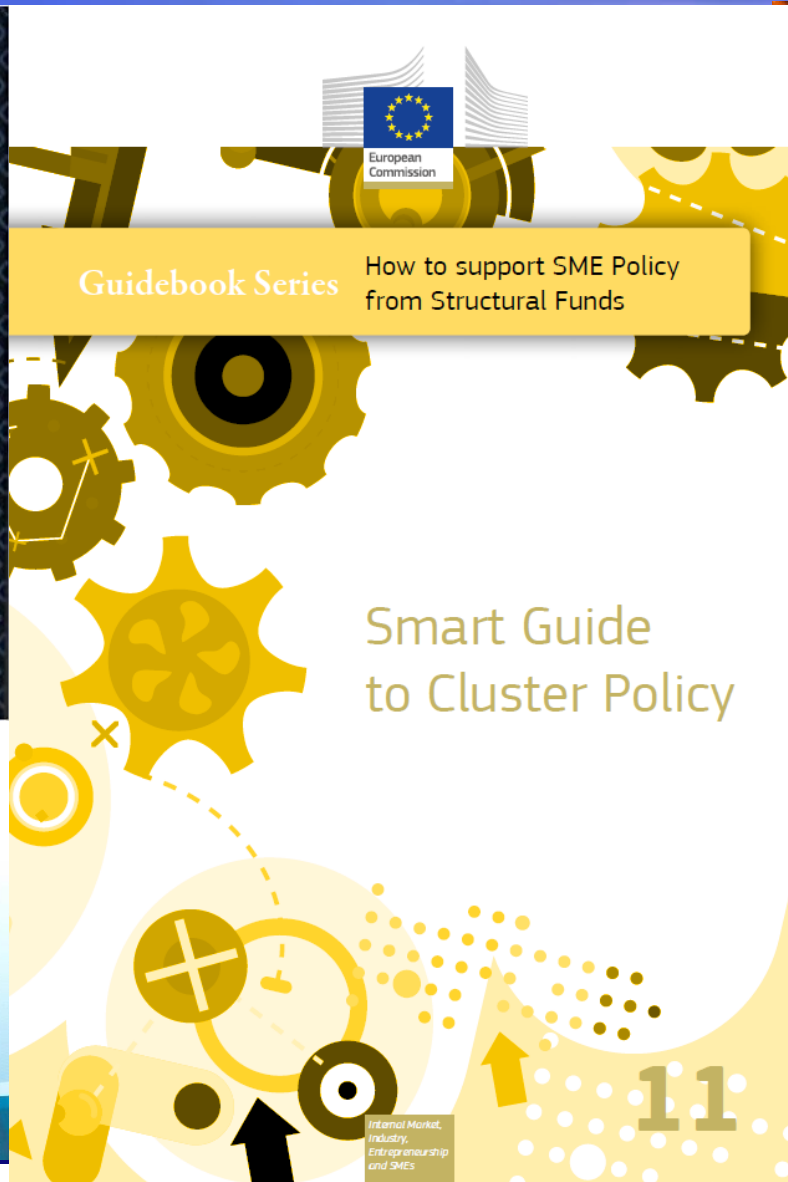
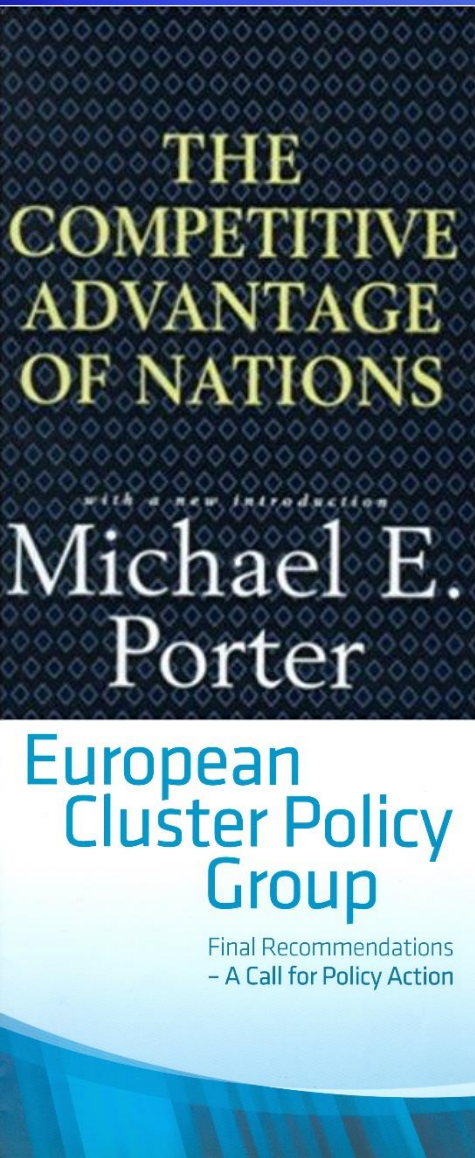
**At least 75% to
support
innovation in
SMEs**



ECRN

enabling collaboration across
chemical regions in Europe

The ideal cluster policy: Many good ideas



Good luck!

